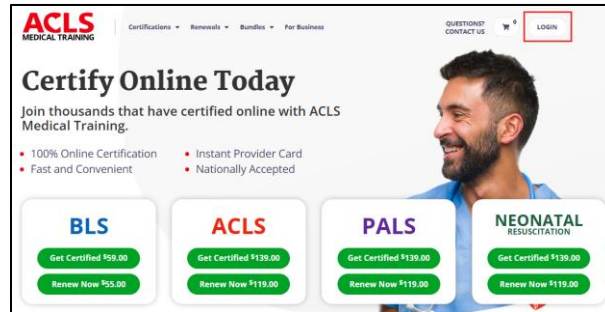


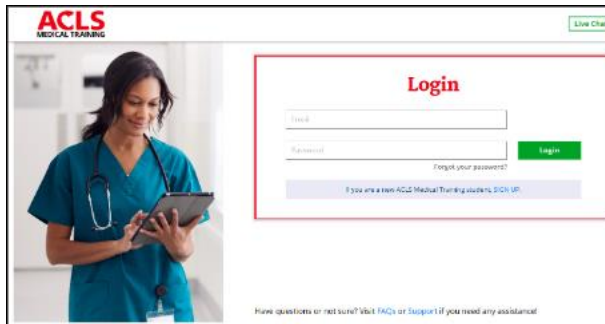
# 360training LMS

## Subscription Access Guide

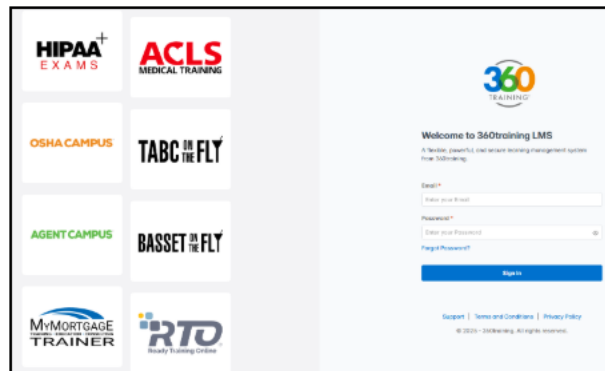
Go to  
[www.aclsmedicaltraining.com](http://www.aclsmedicaltraining.com)  
and click **LOGIN**.



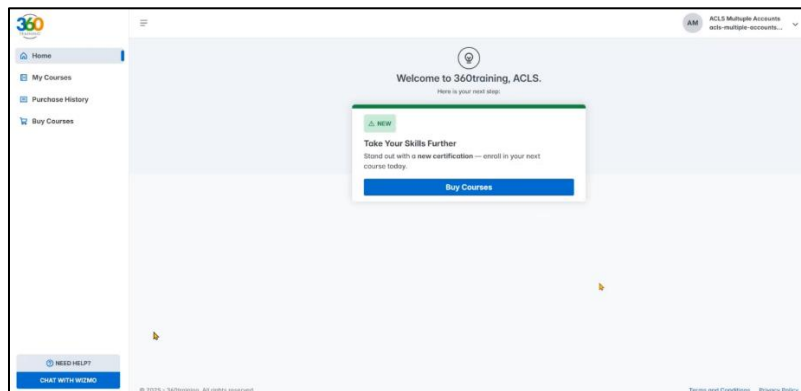
Enter your email address and  
password, then click **Login**.



**OR**  
You can also login through  
<https://learn.360training.com/sign-in>. Enter your email and  
password, then click **LOGIN**.

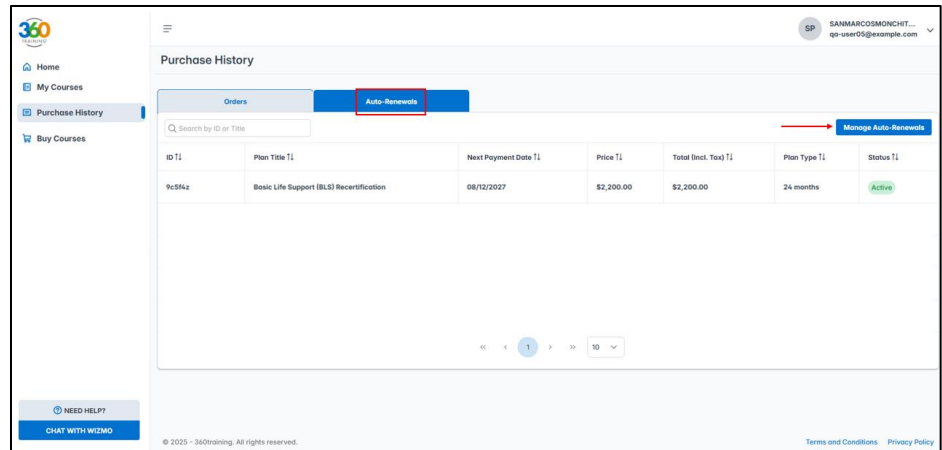


Once you have logged in, you  
will see your dashboard.

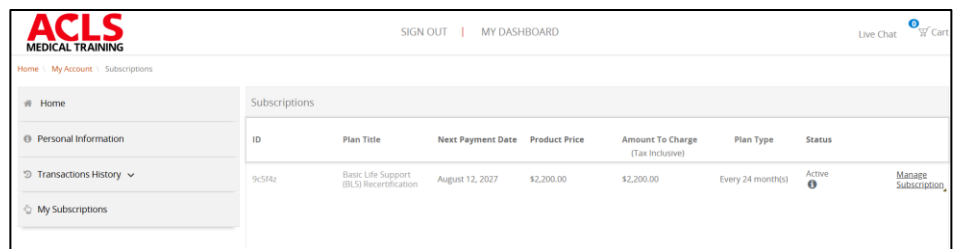


Select the **Purchase History** on the left menu, then click the **Auto-Renewals** tab to see all auto-renewal plans.

To modify a plan, click **Manage Auto-Renewals**.



This will take you to another screen to renew plans early, update billing information, and cancel plans if needed.



Click **Manage Subscription** to view your options. Then click on the action you wish to take. Each option offers simple instructions.

[Manage Subscription](#)

[Cancel Subscription](#)  
[Update Billing Information](#)  
[Pay Now](#)

When finished, you may **SIGN OUT** or return to **MY DASHBOARD** to resume training.

[SIGN OUT](#) | [MY DASHBOARD](#)